

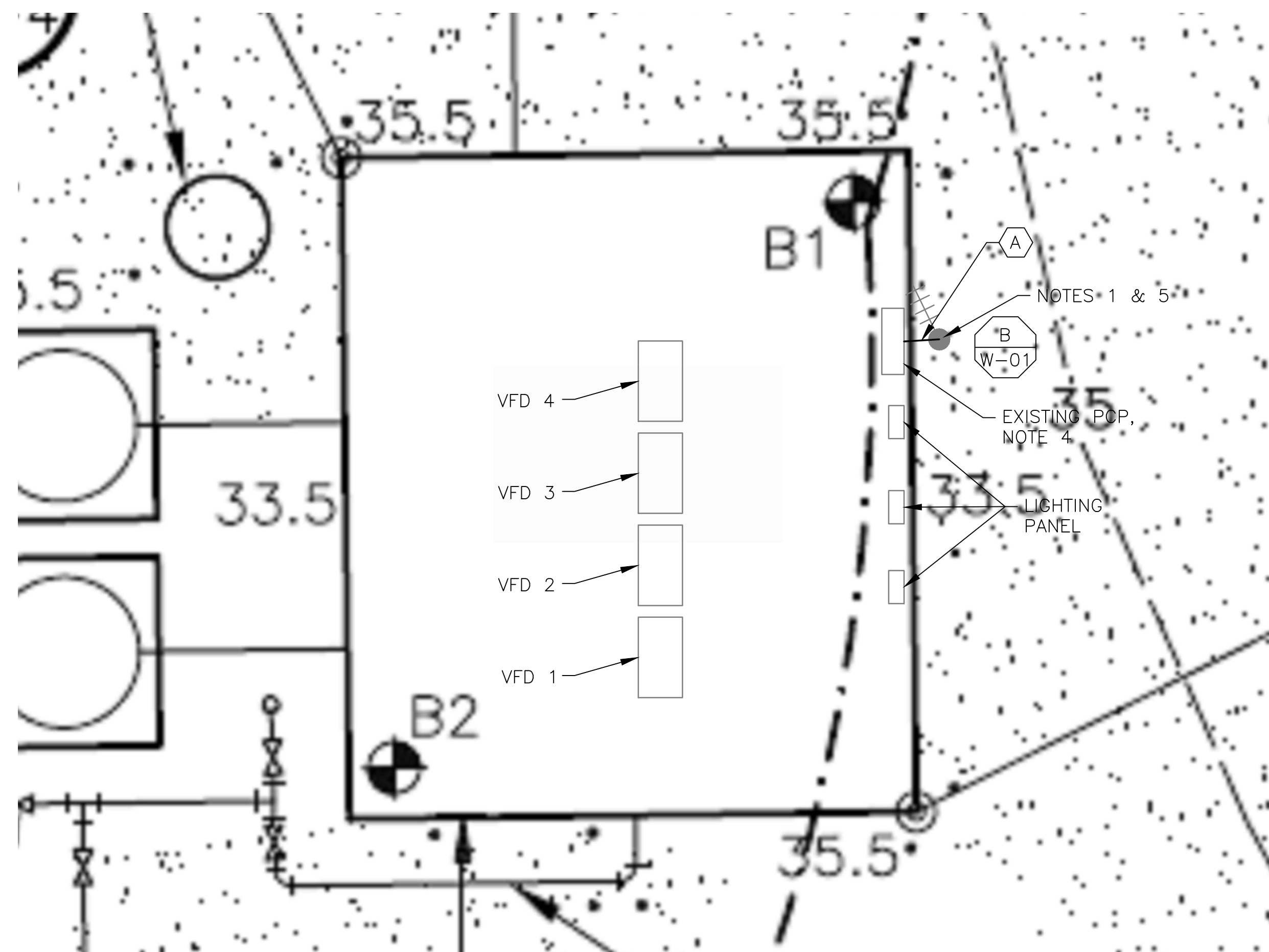
4 SITE PLAN
SCALE: 1" = 20'-0"




2 ANTENNA LOCATION
SCALE: NOT TO SCALE

- NOTES:**
- EXISTING YAGI ANTENNA AND CABLE TO BE REMOVED AFTER SUCCESSFUL INSTALLATION OF THE NEW RTU, RADIO AND ANTENNA.
 - EXISTING MOSCAD PANEL MOUNTED INSIDE EXISTING CONTROL PANEL TO BE REMOVED.
 - EXISTING TELOG PANEL TO REMAIN. REMOVE EXISTING ANALOG AND DIGITAL INPUTS BETWEEN MOSCAD UNIT AND TELOG UNIT. REPLACE THESE SIGNALS WITH IDENTICAL SIGNALS ORIGINATING FROM THE NEW RTU IF NOT ALREADY IN PLACE WITH THE PLC.
 - EXISTING PUMP CONTROL PANEL TO REMAIN. REMOVE EXISTING PLC AND REPLACE WITH A NEW RTU.
 - MOVE EXISTING ANTENNA DOWN ON MAST AND INSTALL NEW ANTENNA ON TOP OF MAST. INSTALL NEW ANTENNA CABLE.
 - INSTALL A NEW RADIO.
 - REFER TO DRAWING G-12 FOR DETAILS OF THE CONSTRUCTION PHASING REQUIREMENTS.

CONDUIT/CABLE SCHEDULE	
(A)	ANTENNA CABLE
(B)	NOT USED
(C)	NOT USED
(D)	NOT USED
(E)	NOT USED
(F)	NOT USED



1 ROOM PLAN
SCALE: 3/16" = 1'-0"




3 EXISTING CONTROL PANEL
SCALE: NOT TO SCALE



ISSUE	DATE	DESCRIPTION
1	MAR 27 2015	CONFORMED DRAWINGS
0	DEC 2014	BID

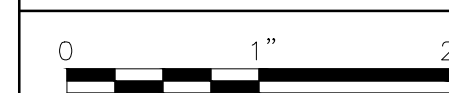
PROJECT MANAGER:	D. FOOTE
DESIGNED BY:	B. BUTLER
DRAWN BY:	G. BUI
PROJECT NUMBER:	8582



HAMPTON ROADS SANITATION DISTRICT
VIRGINIA BEACH, VIRGINIA

INTERCEPTOR SYSTEMS PUMP STATION
CONTROL AND SCADA

COUNTY LINE
GRAVITY LIFT STATION
NO 39
SITE PLAN



FILENAME	0639EM40.DWG
SCALE	AS NOTED

DRAWING NUMBER	EM-40
----------------	-------

SHEET	187	OF	256
-------	-----	----	-----