

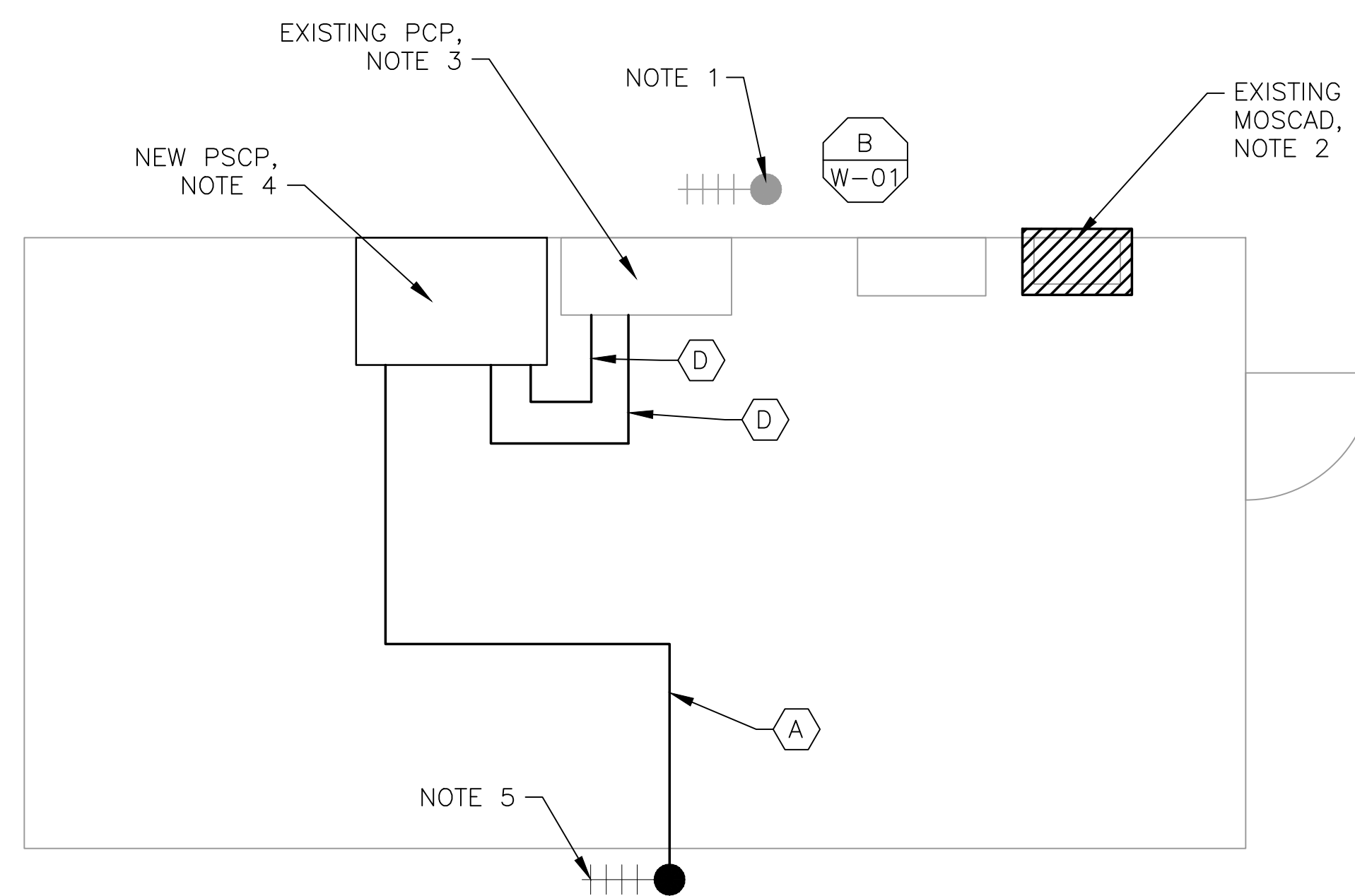
5 SITE PLAN
SCALE: 1" = 50'-0"




2 ANTENNA LOCATION
SCALE: NOT TO SCALE

- NOTES:**
- EXISTING YAGI ANTENNA, MAST AND CABLE TO BE REMOVED AFTER SUCCESSFUL INSTALLATION OF THE NEW PUMP STATION CONTROL PANEL (PSCP).
 - EXISTING MOSCAD UNIT AND RADIO TO BE REMOVED FROM EXISTING PANEL.
 - NOT USED.
 - REFER TO DRAWING G-11 FOR DETAILS OF THE CONSTRUCTION PHASING REQUIREMENTS FOR THE NEW PSCP.
 - PROVIDE NEW MAST, ANTENNA CABLE AND ANTENNA.
 - REFER TO DRAWING G-16 FOR PANEL LAYOUT.

CONDUIT/CABLE SCHEDULE	
A	ANTENNA CABLE
B	NOT USED
C	NOT USED
D	10 #14 IN 3/4" C
E	NOT USED
F	NOT USED



1 ROOM PLAN
SCALE: 3/8" = 1'-0"




3 EXISTING MOSCAD PANEL
SCALE: NOT TO SCALE



ISSUE	DATE	DESCRIPTION
1	MAR 27 2015	CONFORMED DRAWINGS
0	DEC 2014	BID

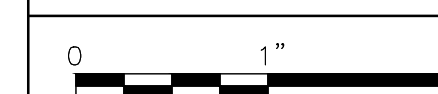
PROJECT MANAGER:	D. FOOTE
DESIGNED BY:	B. BUTLER
DRAWN BY:	G. BUI
PROJECT NUMBER:	8582



HAMPTON ROADS SANITATION DISTRICT
VIRGINIA BEACH, VIRGINIA

INTERCEPTOR SYSTEMS PUMP STATION
CONTROL AND SCADA

MATHEWS MAIN
VACUUM STATION
NO 14
SITE PLAN



FILENAME	0614EM01.DWG
SCALE	AS NOTED

DRAWING NUMBER	EM-01
SHEET	154 OF 256