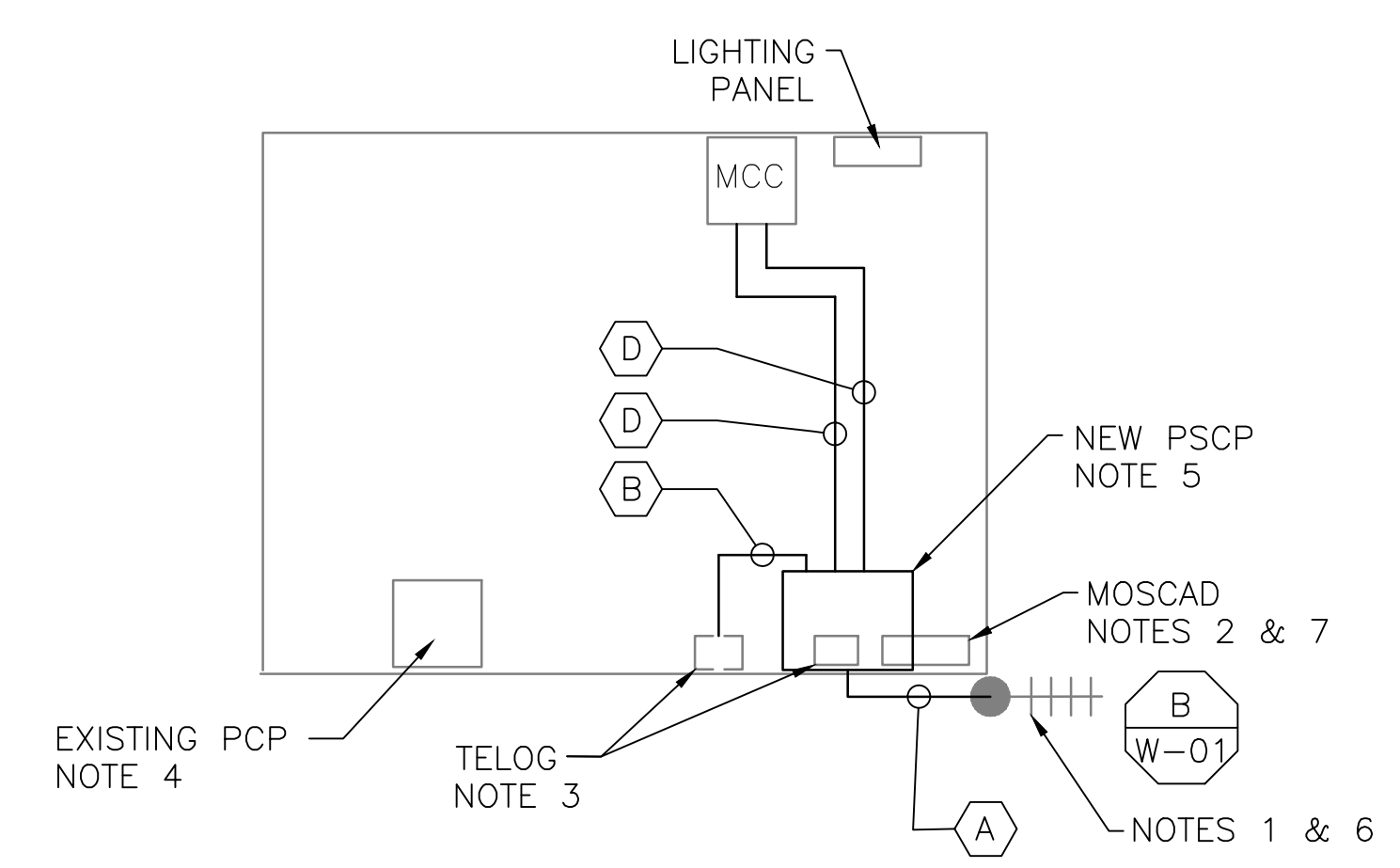


5 SITE PLAN
SCALE: 1/8" = 1'



1 FLOOR PLAN
SCALE: 1/4" = 1'



2 EXISTING ANTENNA LOCATION
SCALE: NOT TO SCALE


NOTES:

1. EXISTING YAGI ANTENNA AND CABLE TO BE REMOVED AFTER SUCCESSFUL INSTALLATION OF THE NEW PUMP STATION CONTROL PANEL (PSCP).
2. EXISTING MOSCAD PANEL AND TERMINATION PANEL TO BE TEMPORARILY RELOCATED, THEN REMOVED FROM SITE AFTER INSTALLATION AND TESTING OF THE NEW PSCP. REFER TO THE I/O LIST FOR EXISTING MOSCAD ANALOG AND DIGITAL I/O SIGNALS WHICH WILL BE RE-TERMINATED WITHIN THE NEW PSCP.
3. EXISTING TELOG PANEL TO BE RELOCATED AND MOUNTED TO THE SPACE ADJACENT TO THE NEW PSCP. EXACT LOCATION TO BE COORDINATED WITH HRSD. REMOVE EXISTING ANALOG AND DIGITAL INPUTS BETWEEN MOSCAD UNIT AND TELOG UNIT. REPLACE THESE SIGNALS WITH IDENTICAL SIGNALS ORIGINATING FROM THE NEW PSCP.
4. EXISTING PUMP CONTROL PANEL TO REMAIN. REMOVE EXISTING PLC'S, RELAYS, AND CONTROL EQUIPMENT AFTER INSTALLATION AND TESTING OF THE NEW PSCP.
5. REFER TO DRAWING G-13 FOR DETAILS OF THE CONSTRUCTION PHASING REQUIREMENTS FOR THE NEW PSCP.
6. MOVE EXISTING ANTENNA DOWN ON MAST AND INSTALL NEW ANTENNA ON TOP OF MAST. INSTALL NEW ANTENNA CABLE.
7. REFER TO DRAWING G-14 FOR PANEL LAYOUT.

CONDUIT/CABLE SCHEDULE	
A	ANTENNA CABLE
	2 #12, 1 #12 GND IN 3/4" C
B	10 #14 IN 3/4" C
	7 STP IN 1-1/2" C
C	NOT USED
D	14 #14 IN 3/4" C



3 EXISTING CONTROL PANEL
SCALE: NOT TO SCALE




4 EXISTING MOSCAD PANEL
SCALE: NOT TO SCALE



ISSUE	DATE	DESCRIPTION
1	MAR 27 2015	CONFORMED DRAWINGS
0	DEC 2014	BID

PROJECT MANAGER:	D. FOOTE
DESIGNED BY:	B. BUTLER
DRAWN BY:	G. BUI
PROJECT NUMBER:	8582



HAMPTON ROADS SANITATION DISTRICT
VIRGINIA BEACH, VIRGINIA

INTERCEPTOR SYSTEMS PUMP STATION
CONTROL AND SCADA

SEAY AVE GRAVITY LIFT STATION NO 125 SITE PLAN

FILENAME: 05125ES56.DWG
SCALE: AS NOTED

DRAWING NUMBER: **ES-56**
SHEET **140** OF **256**